{51.36}

ESD Tray and Tray Transport Systems

Metro ESD Safe tray and tray transport system is the ideal solution for protective handling of ESD sensitive material and components while ensuring you the productivity your process deserves.

Through the use of multiple redundancies in our design you can have the highest degree of confidence that your product is protected from all static and electrical risks.

The solution facilitates efficiency by optimizing footprint utilization, both in the transport rack and at the workstation, unique labeling for product identification, and visual indicators for work-in-process.

No other solution provider includes as many protective and efficiency measures. Ensure maximum product protection and process efficiency with Metro ESD Safe solutions.

ESD Tray with Tray Accessories

Tray Features	Tray Benefits
Dual Stacking and Nesting	Trays will nest when not in use and then easily stack when turned 180° for optimal utilization of work surface and staging areas.
Dry Erase Labels	Easy and proper identification of tray contents.
WIP Indication	Easily slide operation task indicator to identify work performed on individual trays with a batch.
Multiple Label Points	For use in both end load and side load rack solutions.
Multiple Grip Points	Ensure safe product handling and proper ergonomics.
Statically Dissipative Thermoset Material	Optimum conductivity and solution rigidity.
Statically Dissipative Inlay	Optional inlay for additional grip and safe product handling.

Nesting Ability
For convenient storage when not in use.

Stacking Ability
When turned 180° to adjacent trays. Trays stack to allowing for utilization of inside clearance.

Dry Erase Labels

Dedicated Handle Locations



Slide Indicators



Textured Anti-Slip Inlay
Available in standard and premium

ESD Tray, Tray Inlays, and Tray Accessories

Part No.	Description	Dimension (in.) Length / Width / Height	Dimension (mm) Length / Width / Height	Appx. Pack. Weight (lbs.)	(kg)
ESD1826T	Electronics ESD Tray 18 x 26 Inch	25.70 x 17.70 x 1.19	652.7 x 449.5 x 30.2	2.3	1.0
CBTC-INLAY01	Premium Rubber Two Layer Inlay - Dissipative On One side, Conductive On Opposing Side - Increased Oil and Heat Resistance	24.13 x 16.13 x 0.06	612.8 x 409.6 x 1.5	1.5	0.7
CBNTC-INLAY02	Standard Textured Vinyl Inlay Single Layer - Dissipative	24.00 x 16.13 x 0.08	609.6 x 409.6 x 2.0	1.5	0.7
ESD-TRAYLBL	Reusable Dry Erase Label for ESD1826T - Ordered as Packs of 10	3.72 x 0.03 x 0.59	94.5 x 0.8 14.9	0.5	0.2
ESD-SLIDER	Work-In-Process Task Slide Indicator Kit for ESD1826T - Ordered as Packs of 10	0.75 x 0.47 x 1.05	19.1 x 11.8 x 26.7	1.0	0.5

Note: Refer to ESD Tray, Tray Inlays, and Tray Accessories on pg.4 for technical & electrical property information.

All Metro Catalog Sheets are available on our website: **metro.com**

Information and specifications are subject to change without notice.
Please confirm at time of order.
Copyright © 2025 InterMetro Industries Corp.

metro.com
North Washington Street, Wilkes-Barre, PA 18705
Product Information. U.S. and Canada: 1.800.992.1776
Outside U.S. and Canada: metro.com/contactus

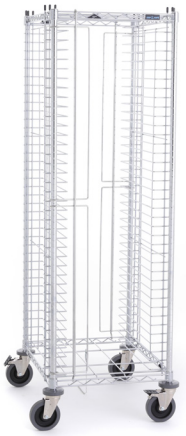

End Load/Full Height
ESD-RE1



Side Load/Full Height
ESD-RS1

Side Load Half Height
ESD-RS1-20

Tray Transport Features	Tray Transport Benefits
End Load, Side Load, and Half Height Options	Array of solutions to meet specific process and ergonomic requirements.
5 Points of Redundancy With The Floor/ Surface for Conducting Charges	Optimal protection for your ESD sensitive products and material.
Included Tray Stops	Securing product for safe transport.
Conductive Label Holders	Proper identification of transport carts.
Conductive Split Sleeves Throughout Assembly	Ensuring multiple pathways to dissipate charge and protect product.



ESD Safe Caster
5MESD (swivel)
5MBESD (brake)

Drag Chain
ESD-DC12

Included Tray Stops

Conductive ESD Safe Indentication

ESD Tray Transport Carts

Part No.	Description	Slide Capacity	Slide Spacing (in.)	Slide Spacing (mm.)	Dimension (in.) Length / Width / Height	Dimension (mm) Length / Width / Height	Appx. Pack. Weight (lbs.)	Appx. Pack. Weight (kg)
ESD-RE1	ESD End Load Wire Rack Full Height	38	1.516	38.5	28.5 x 23 x 69.5	723.9 x 584.2 x 1765.3	73.1	33.1
ESD-RS1	ESD Side Load Wire Rack Full Height	38	1.516	38.5	31.125 x 20.75 x 69.5	790.6 x 527.1 x 1765.3	68.8	31.2
ESD-RS1-20	ESD Side Load Wire Rack Half Height	20	1.516	38.5	31.125 x 20.75 x 47.375	790.6 x 527.1 x 1203.3	59.3	26.9

Refer to ESD Tray Transport Carts on pg.4 for technical & electrical property information.

ESD-RS1-TRAY4

ESD-RE1-TRAY4

ESD-RS1-20-TRAY4

Tray and Tray Transport Preconfigured

Part No.	Preconfigured Type	Description	Slide Capacity	Slide Spacing (in.)	Slide Spacing (mm.)	Dimension (in.) Length / Width / Height	Dimension (mm) Length / Width / Height	Appx. Pack. Weight (lbs.)	Appx. Pack. Weight (kg)
ESD-RE1-TRAY1	Racks + Trays	ESD RE1 with (40) ESD1826T Trays	38	1.516	38.5	28.5 x 23 x 69.5	723.9 x 584.2 x 1765.3	165.1	74.9
ESD-RS1-TRAY1		ESD RS1 with (40) ESD1826T Trays	38	1.516	38.5	31.125 x 20.75 x 69.5	790.6 x 527.1 x 1765.3	160.8	72.9
ESD-RS1-20-TRAY1		ESD RS1-20 with (20) ESD1826T Trays	20	1.516	38.5	31.125 x 20.75 x 47.375	790.6 x 527.1 x 1203.3	105.3	47.7
ESD-RE1-TRAY2	Racks + Trays + Inlays	ESD RE1 with (40) Trays and (40) Standard Textured Inlays (CBNTC-INLAY01)	38	1.516	38.5	28.5 x 23 x 69.5	723.9 x 584.2 x 1765.3	225.1	102.1
ESD-RS1-TRAY2		ESD RS1 with (40) Trays an (40) Standard Textured Inlays (CBNTC-INLAY01)	38	1.516	38.5	31.125 x 20.75 x 69.5	790.6 x 527.1 x 1765.3	220.8	100.2
ESD-RS1-20-TRAY2		ESD RS1-20 with (20) Trays and (20) Standard Textured Inlays (CBNTC-INLAY01)	20	1.516	38.5	31.125 x 20.75 x 47.375	790.6 x 527.1 x 1203.3	135.3	61.4
ESD-RE1-TRAY3	Racks + Trays + Tray Accessories	ESD RE1 with (40) Trays and Tray Accessories (ESD-TRAYLBL and ESD-SLIDER)	38	1.516	38.5	28.5 x 23 x 69.5	723.9 x 584.2 x 1765.3	171.1	77.6
ESD-RS1-TRAY3		ESD RS1 with (40) Trays and Tray Accessories (ESD-TRAYLBL and ESD-SLIDER)	38	1.516	38.5	31.125 x 20.75 x 69.5	790.6 x 527.1 x 1765.3	166.8	75.7
ESD-RS1-20-TRAY3		ESD RS1-20 with (20) Trays and Tray Accessories (ESD-TRAYLBL and ESD-SLIDER)	20	1.516	38.5	31.125 x 20.75 x 47.375	790.6 x 527.1 x 1203.3	108.3	50.5
ESD-RE1-TRAY4	Racks + Trays + Inlays + Tray Accessories	ESD RE1 with (40) Trays, Standard Textured Inlays, and Tray Accessories	38	1.516	38.5	28.5 x 23 x 69.5	723.9 x 584.2 x 1765.3	231.1	104.8
ESD-RS1-TRAY4		ESD RS1 with (40) Trays, Standard Textured Inlays, and Tray Accessories	38	1.516	38.5	31.125 x 20.75 x 69.5	790.6 x 527.1 x 1765.3	223.8	101.5
ESD-RS1-20-TRAY4		ESD RS1-20 with (20) Trays, Standard Textured Inlays, and Tray Accessories	20	1.516	38.5	31.125 x 20.75 x 47.375	790.6 x 527.1 x 1203.3	141.3	64.1
ESD1826T-ACC10	Tray + Tray Accessories	(10) ESD1826T Trays with Tray Accessories (ESD-TRAYLBL and ESD-SLIDER)		X		25.697 x 17.697 x 7.21	652.7 x 449.5 x 183.2	24.5	11.1
ESD1826T-ACC2		(2) ESD1826T Trays with Tray Accessories (ESD-TRAYLBL and ESD-SLIDER)				25.697 x 17.697 x 1.891	652.7 x 449.5 x 48.0	6.1	2.8

Note: Refer to ESD Tray and Tray Transport Preconfigured on pg.4 for technical & electrical property information.

ESD Tray & Tray Transport Systems

ESD Tray Tech & Electrical Property Information

Part No.	TEST METHOD: ANSI/ESD STM 4.1-2017 RTT Point to Point Ω		RTG Point to Ground Ω		TEST METHOD: ANSI/ESD STM 11.1 Surface Resistivity Ω / sq	Product Qualification
ESD1826T	5.12×10^4		6.15×10^4		9.09×10^5	ANSI/ESD S20.20-2021
CBTC-INLAY01	Min 4.6×10^6	Max 9.0×10^6	Min 2.3×10^6	Max 4.7×10^6	X	ANSI/ESD S20.20-2021
CBNTC-INLAY02	Min 1.2×10^7	Max 9.0×10^7	Min 1.4×10^7	Max 2.0×10^7	X	ANSI/ESD S20.20-2021
ESD-TRAYLBL **ESD-SLIDER**	X		X		X	X

ESD Tray Transport Carts Tech & Electrical Property Information

Part No.	RTT Point to Point Ω	RTG Point to Ground Ω	Test Method	Product Qualification
ESD-RE1-TRAY1 **ESD-RS1-TRAY1** **ESD-RS1-20-TRAY1**	2.93×10^2	5.42×10^2	ANSI/ESD STM 4.1-2017	ANSI/ESD S20.20-2021

ESD Tray and Tray Transport Preconfigured Tech & Electrical Property Information

Part No.	RTT Point to Point Ω	RTG Point to Ground Ω	Test Method	Product Qualification
ESD-RE1-TRAY1 **ESD-RS1-TRAY1** **ESD-RS1-20-TRAY1**	5.05×10^4	6.10×10^4	ANSI/ESD STM 4.1-2017	ANSI/ESD S20.20-2021
ESD-RE1-TRAY2 **ESD-RS1-TRAY2** **ESD-RS1-20-TRAY2**	X	X		
ESD-RE1-TRAY3 **ESD-RS1-TRAY3** **ESD-RS1-20-TRAY3**	5.05×10^4	6.10×10^4		
ESD-RE1-TRAY4 **ESD-RS1-TRAY4** **ESD-RS1-20-TRAY4**	X	X		
ESD1826T-ACC10	5.12×10^4	6.15×10^5		
ESD1826T-ACC2	5.12×10^5	6.15×10^5		